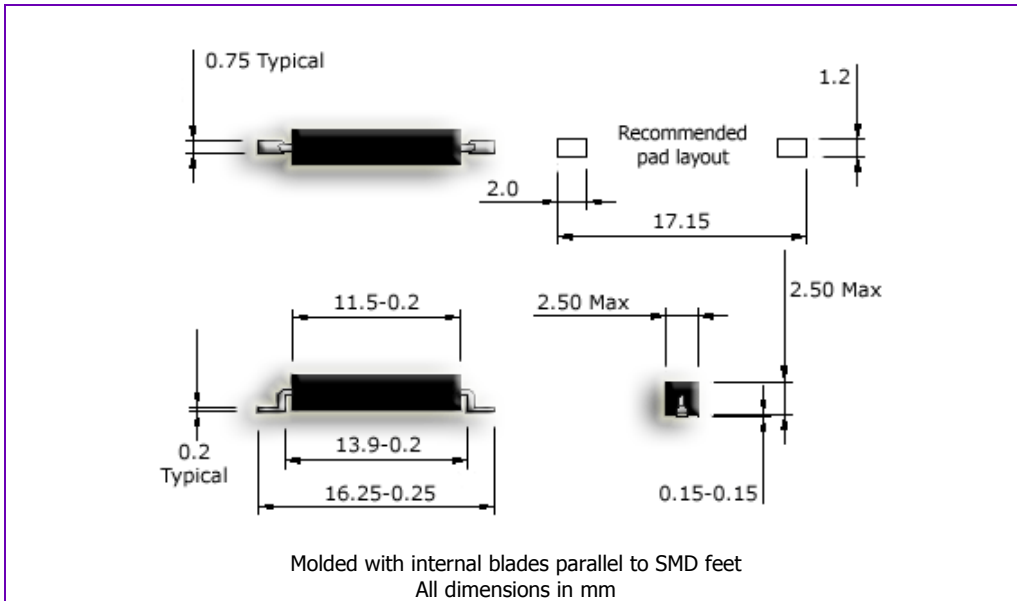


R3-S Miniature SMD Reed Sensor

Normally Open, 10W



- ◆ Does not require power for operation
- ◆ Normally open (NO) form A contact
- ◆ Omni-polar device; actuates with either pole of magnet
- ◆ Molded with internal blades parallel to SMD feet
- ◆ Packed in tape and reels conforming to IEC-60286-3 norms
- ◆ Lead (Pb) free and RoHS compliant

🔧 Applications

This reed sensor is suitable for use in the following applications and many others: cellular phones and PDAs, weather proof electronics, electric tooth brushes, automobiles with electronic keys, digital pressure gauges, wind vanes, survival rafts and ELTs, pedometers, model gliders...

📊 Specification

Contact Form		A
Contact Rating (max)	W / VA	10.0
Switching Current (max)	A	0.5
Carry Current (max)	A	0.75
Switching Voltage (max)	V _{DC}	100
Breakdown Voltage (min)	V _{DC}	150
Initial Contact Resistance (max)	mΩ	150
Operating Temperature	°C	-40 to +140
Shock Resistance (1/2Sin wave for 11ms)	g	30
Vibration Resistance (10-2000Hz)	g	20

📦 Ordering Code

R3-S-(Operate AT Code)-(Packing Code)

OAT Code	*Before	*After	Packing Code	
1	10 – 15	18 – 31	L	Plastic Box (500)
2	15 – 20	28 – 41	G	Tape (2500)
3	20 – 25	38 – 51		

*Indicate Operate AT band before and after modification of leads

🔧 Example

R3-S-3-G denotes 20-25 Operate AT packed in taped reels.

Due to continual improvement, specifications are subject to change without notice

www.reed-sensor.com

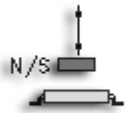
1 February 2008

R3-S Miniature SMD Reed Sensor

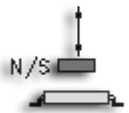
Actuation Distances

Operate and release distances for the R3-S ultra-miniature reed sensor in two standard AT bands, when actuated (as shown in the sketches) with NdFeB standard magnets is shown below. All distances given are in mm with tolerances of ± 0.5 mm. Although some of the AT band / magnet combinations will produce similar actuating distances, selecting the right AT band and magnet for an application is important and can be done by going through our AT band FAQ and our magnet selection guide.

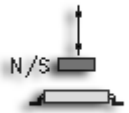
R3S-1 (10-15 AT)

Actuation Sketch	Magnet	Dimensions	Operate Distance	Release Distance
	NDR-T	4.0 x 1.5 x 1.5	2.5 - 4.5	3.0 - 5.0
	NDC-T	Ø2.0 x 4.0	3.5 - 5.5	4.0 - 6.0
	NDR-S	6.0 x 2.5 x 2.5	6.5 - 9.5	7.0 - 10.0
	NDC-S	Ø3.0 x 7.0	8.0 - 10.5	9.0 - 11.0
	NDR-M	8.0 x 3.0 x 3.0	9.5 - 12.0	10.5 - 13.0
	NDC-M	Ø4.0 x 10.0	12.0 - 16.0	13.0 - 14.0
	NDR-L	19.0 x 4.0 x 4.0	17.0 - 21.5	18.0 - 23.0
	NDC-L	Ø8.0 x 15.0	25.0 - 32.5	27.0 - 33.5

R3S-2 (15-20 AT)

Actuation Sketch	Magnet	Dimensions	Operate Distance	Release Distance
	NDR-T	4.0 x 1.5 x 1.5	2.0 - 3.0	3.0 - 4.0
	NDC-T	Ø2.0 x 4.0	2.5 - 3.5	3.5 - 5.0
	NDR-S	6.0 x 2.5 x 2.5	5.5 - 7.0	6.5 - 8.5
	NDC-S	Ø3.0 x 7.0	6.5 - 8.5	8.0 - 10.0
	NDR-M	8.0 x 3.0 x 3.0	8.0 - 10.0	10.0 - 12.0
	NDC-M	Ø4.0 x 10.0	10.0 - 12.5	12.0 - 14.0
	NDR-L	19.0 x 4.0 x 4.0	14.0 - 17.5	17.0 - 21.0
	NDC-L	Ø8.0 x 15.0	22.0 - 26.0	25.5 - 30.0

R3S-3 (20-25 AT)

Actuation Sketch	Magnet	Dimensions	Operate Distance	Release Distance
	NDR-T	4.0 x 1.5 x 1.5	1.0 - 2.0	2.0 - 2.5
	NDC-T	Ø2.0 x 4.0	1.5 - 2.5	2.0 - 3.0
	NDR-S	6.0 x 2.5 x 2.5	4.5 - 6.0	6.0 - 8.0
	NDC-S	Ø3.0 x 7.0	5.5 - 7.0	7.0 - 8.5
	NDR-M	8.0 x 3.0 x 3.0	7.0 - 9.0	9.0 - 11.0
	NDC-M	Ø4.0 x 10.0	9.5 - 11.0	11.0 - 14.0
	NDR-L	19.0 x 4.0 x 4.0	12.5 - 16.0	16.0 - 19.0
	NDC-L	Ø8.0 x 15.0	20.0 - 23.0	23.0 - 27.0

Due to continual improvement, specifications are subject to change without notice

www.reed-sensor.com

31 July 2008