MO-1422 Miniature Reed Switch

Form A, Off-Center Contact, 15W



All dimensions in mm

This off centre contact form A reed switch is designed for magnet applications. Measurements are always taken with the contact overlap portion centred to the length of the test coil, with the width of all blades in a batch of switches, facing one way, for better in-group measurement accuracy. This reed switch is Lead (Pb) free and RoHS compliant.

Formations Available

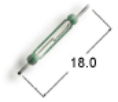	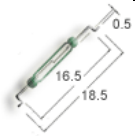	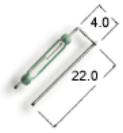		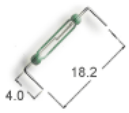	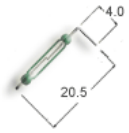
Cropped	SMD	Welded	Soldered	Goal post	L Formed

Applications

This reed switch is suitable for use in the following applications and many others: automobile seatbelt sensors, rowing electronics, ferrous metal detection sensors, gear speed and direction sensors...

Electrical

Sub code	-	-
Operate Range	AT	15 – 50
Release Range	AT	5 – 35
Contact Rating (max)	W/ VA	15.0
Switching Current (max)	A	0.5
Carry Current (max)	A	1.0
Switching Voltage (max)	V_{DC}	150
Switching Voltage (max)	V_{AC}	125
Breakdown Voltage	V_{DC}	200
Initial Contact Resistance (max)	mΩ	150
Insulation Resistance (min)	Ω	10^{11}
Capacitance (min)	pF	0.2

Miscellaneous

Operate Time (max)	ms	1.5
Bounce Time (max)	ms	0.8
Release Time (max)	ms	0.15
Resonance Frequency	Hz	>2000
Operating Frequency	Hz	500
Operating Temperature	°C	-40 to +200
Test Coil		717 102 002
Lead out plating		Sn (Pb free)
Shock Resistance	g	50
Vibration (10-2000Hz)	g	20

Ordering Code

MO-1422-(Start Operate AT)-(Finish Operate AT)

Example MO-1422-15-18
Denotes 15-18 Operate AT band.

Other Configurations Available

Dynamic contact resistance limit, Higher insulation resistance, Special release limits, Gold plates leads

Please refer to our reed switch usage notes

Due to continual improvement, specifications are subject to change without notice

www.rre.in

27 December 2013